

XCRE18

Limit switch, Limit switches XC Standard, XCR, metal stay put crossed rods lever square rod 6 mm, 2X(1NC+NO)



Main

Range of Product	OsiSense XC
Series name	Special format
Product or Component Type	Limit switch
Product Specific Application	For hoisting and mechanical handling applications
Device short name	XCR
Sensor design	-
Body type	Fixed
Head type	Rotary head
Material	Metal
Fixing Mode	By the body
Movement of operating head	Rotary
Type of operator	Stay put crossed rods lever metal square rod 6 mm
Type of approach	Lateral approach, 2 directions
Electrical connection	Screw-clamp terminals 1 x 0.34...2 x 1.5 mm ²
Number of poles	4
Contacts type and composition	2 x (1 NC + 1 NO)
Contact operation	Snap action
Contact block per direction [control circuit]	2 per direction
Positive opening	With

Complementary

Body material	Zinc alloy
Switch actuation	By any moving part
Cable entry	1 entry tapped for Pg 13.5 cable gland 0.4...0.5 in (9...12 mm) NF C 68-300
Contacts insulation form	Zb
Number of steps	1
Positive opening minimum torque	6.2 lbf.in (0.7 N.m)
Minimum torque for tripping	5.3 lbf.in (0.6 N.m)
Minimum actuation speed	0.01 m/min
Maximum actuation speed	4.9 ft/s (1.5 m/s)
Maximum displacement angle	90 ° -90 °
Contact code designation	A300, AC-15 (Ue = 240 V), Ie = 3 A IEC 60947-5-1 appendix A Q300, DC-13 (Ue = 250 V), Ie = 0.27 A IEC 60947-5-1 appendix A
[Ui] rated insulation voltage	300 VUL 508 500 V 3)IEC 60947-1 500 V 3)VDE 0110 300 VCSA C22.2 No 14
Maximum resistance across terminals	25 MOhm IEC 60255-7 category 3
[Uimp] rated impulse withstand voltage	6 KV IEC 60664 6 kV IEC 60947-1
Short-circuit protection	10 A cartridge fuse gG

The information provided in this documentation contains general descriptions and/or technical characteristics of the performance of the products contained herein. This documentation is not intended as a substitute for and is not to be used for determining suitability or reliability of these products for specific user applications. It is the duty of any such user or integrator to perform the appropriate and complete risk analysis, evaluation and testing of the products with respect to the relevant specific application or use thereof. Neither TWSS Holding nor any of its affiliates or subsidiaries shall be responsible or liable for misuse of the information contained herein.

Electrical durability	5000000 Cycles, DC-13, inductive, 120 V, 4 W 60 cyc/mn 0.5 IEC 60947-5-1 appendix C 5000000 Cycles, DC-13, inductive, 24 V, 7 W 60 cyc/mn 0.5 IEC 60947-5-1 appendix C 5000000 cycles, DC-13, inductive, 48 V, 10 W 60 cyc/mn 0.5 IEC 60947-5-1 appendix C
Mechanical durability	10000000 cycles
Width	3.3 in (85 mm)
Height	3.7 in (95 mm)
Depth	3.0 in (75 mm)
Net Weight	2.502 lb(US) (1.135 kg)
Terminals description ISO n°1	(13-14)NO (21-22)NC

Environment

Shock resistance	68 gn IEC 60068-2-27
Vibration resistance	9 gn 10...500 Hz)IEC 60068-2-6
IP degree of protection	IP54 conforming to IEC 60529
Overvoltage category	Class I IEC 61140 Class I NF C 20-030
Ambient Air Temperature for Operation	-13.0000000000...158.0000000000 °F (-25...70 °C)
Ambient Air Temperature for Storage	-40.0000000000...158.0000000000 °F (-40...70 °C)
Protective treatment	TC
Product Certifications	CCC[RETURN]CSA
Standards	IEC 60204-1 CSA C22.2 No 14 IEC 60947-5-1 IEC 60204-1 IEC 60947-5-1 NF C 79-130

Ordering and shipping details

Category	US1000T22449
Discount Schedule	000T
GTIN	3389110652185
Returnability	No
Country of origin	SG

Packing Units

Unit Type of Package 1	PCE
Number of Units in Package 1	1
Package 1 Height	3.307 in (8.400 cm)
Package 1 Width	4.094 in (10.400 cm)
Package 1 Length	8.110 in (20.600 cm)
Package 1 Weight	2.315 lb(US) (1.050 kg)
Unit Type of Package 2	S02
Number of Units in Package 2	5
Package 2 Height	5.906 in (15.000 cm)
Package 2 Width	11.811 in (30.000 cm)
Package 2 Length	15.748 in (40.000 cm)
Package 2 Weight	12.758 lb(US) (5.787 kg)
Unit Type of Package 3	P06
Number of Units in Package 3	80
Package 3 Height	29.528 in (75.000 cm)
Package 3 Width	23.622 in (60.000 cm)
Package 3 Length	31.496 in (80.000 cm)
Package 3 Weight	218.214 lb(US) (98.980 kg)

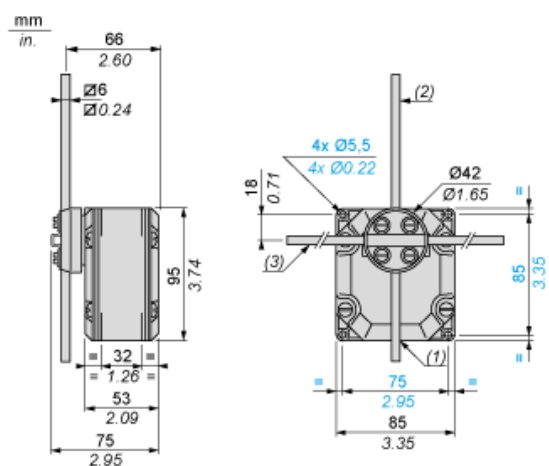
Offer Sustainability

Sustainable offer status	Green Premium product
California proposition 65	WARNING: This product can expose you to chemicals including: Diisononyl phthalate (DINP), which is known to the State of California to cause cancer, and Di-isodecyl phthalate (DIDP), which is known to the State of California to cause birth defects or other reproductive harm. For more information go to www.P65Warnings.ca.gov
Circularity Profile	No need of specific recycling operations
For all Reach Rohs enquiries contact us at	sustainability@tesensors.com

Contractual warranty

Warranty	18 months
----------	-----------

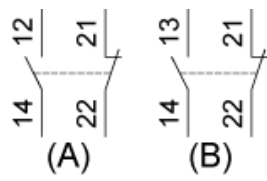
Dimensions



- (1) 1 tapped entry for n° 13 cable gland.
- (2) Rod length: 200 mm.
- (3) Rod length: 200 mm.

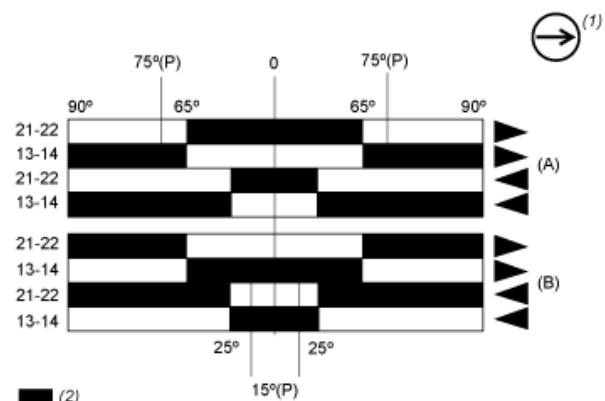
Wiring Diagram

Two 2-pole NC + NO Snap Action



- (A) 1st contact
- (B) 2nd contact

Functionnal Diagram



- (P) Positive opening point
- (A) 1st contact
- (B) 2nd contact
- (1) NC contact with positive opening operation
- (2) Closed
- (3) Open
- (4) Tripping
- (5) Resetting